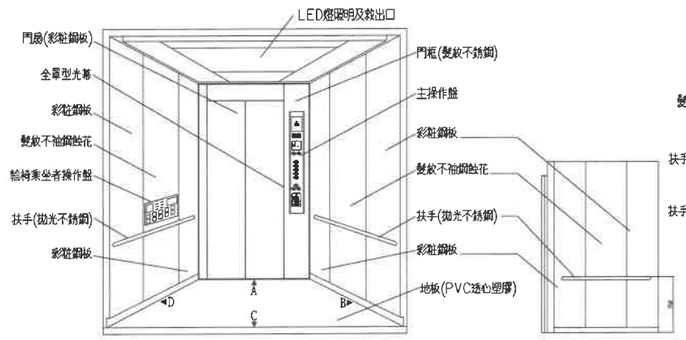

A側視圖　B側視圖

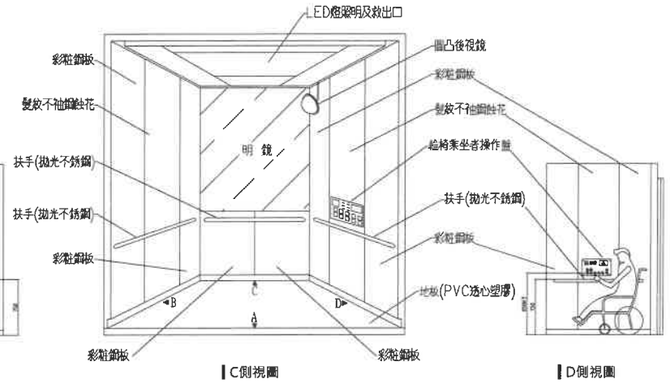

C側視圖　D側視圖

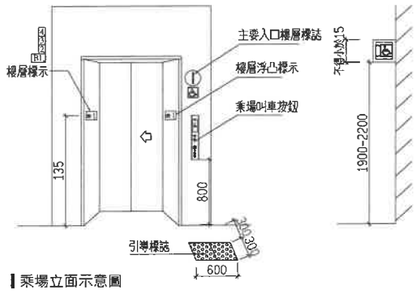

乘場立面示意圖

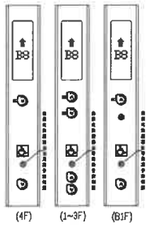

乘場操作盤

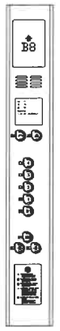

主操作盤圖

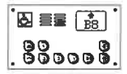

行動不便者專用主操作盤

1 無障礙電梯詳圖
單位:mm

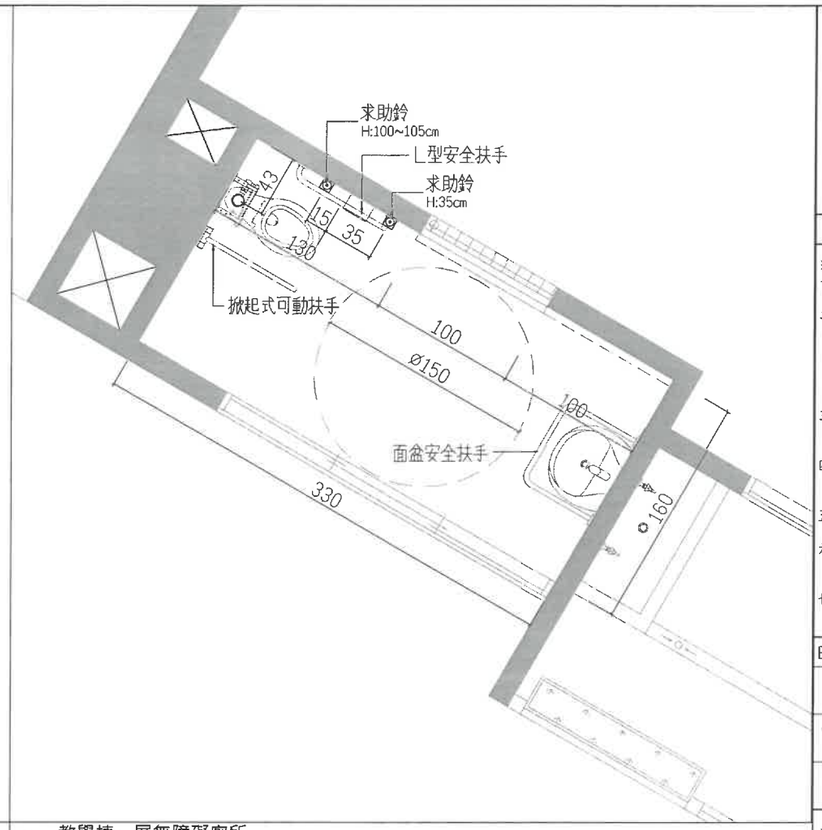

2 教學棟一層無障礙廁所
單位:cm

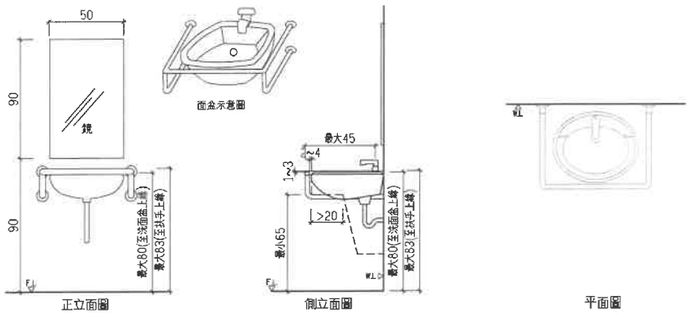

面盆安裝詳圖

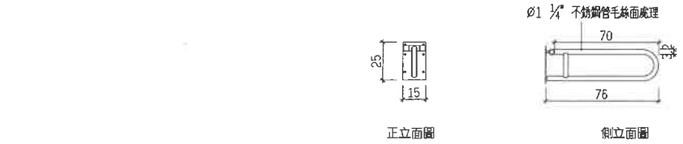

折疊式安全扶手詳圖

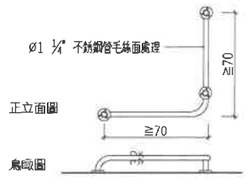

L型安全扶手詳圖

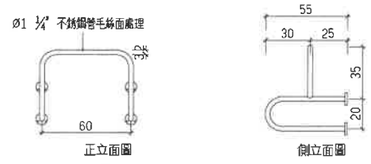

小便斗扶手詳圖

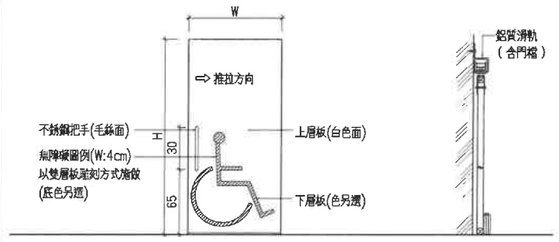

無障礙推拉門片立面圖　無障礙推拉門片剖面圖

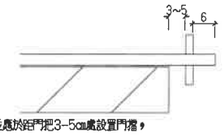

鉸鏈之一側並應於活門把3~5cm處設置門檔，以防止夾手。門扇得設於牆之內外側。

防止夾手門擋

水龍頭應有握桿，或設置自動感應控制設備。

推桿式水龍頭

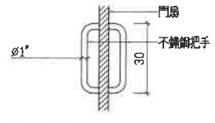

不銹鋼把手(毛絲面)

貼壁式壓克力藍底白字指示牌。

指示牌

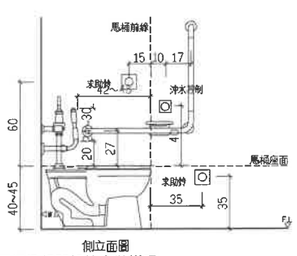

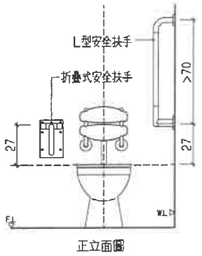

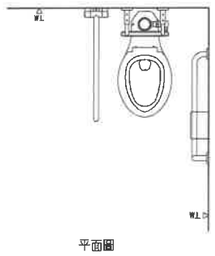

馬桶及相關設施安裝詳圖

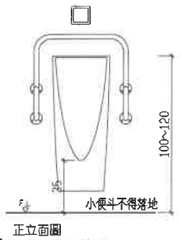

小便斗安裝詳圖

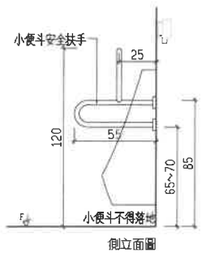

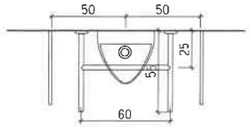

3 廁所詳圖
單位:cm

吳嘉栩建築師事務所
ARCHITECTURE & IMAGE
臺中市北區五權路190號10樓之1
TEL:04-23602098　FAX:04-23602298

備註說明

※起造人・承造人注意事項

一・承造人應會同主任技師詳閱圖說、核算數量及安全性，實地勘察

二・開工前，承造人應會同起造人申請鑑界，按指定界線依圖說放樣，經主任技師核對無誤後施工；若有不符請告知建築師辦理變更設計，否則如有糾紛由起造人及承造人自行負責

三・承造人應負責向主管建築機關報請開工・勘驗・竣工・展期及申請使用執照之一切手續與費用

四・圖說若有疑問，應以建築師解釋為準；如需辦理變更設計，應待核准後再行施工，不得擅自更改

五・承造人不得使用下列材料:
1 海砂　2 含輻射量之鋼筋

六・模板製作前，應由承造人先行繪置模板支撐結構及大樣圖，並經主任技師核算無誤後，方得施工

七・若屬於增建工程，各部份尺寸應配合原有高度及寬度施工

日期	簽名	修改內容

工程名稱　PROJECT

臺中市立南興國民中學
第一期校舍新建工程

圖名 DRAWNING NAME

無障礙設施詳圖

簽章　SIGNATURE

設計	WCH
繪圖	
校核	WCH
比例	
單位	CM
業務	
日期	112年07月
張數	圖號 A8-1c